



Unique Directions Policy

Incident Management (Easy Read)

Version 2 (Last updated 26/10/2021)

About This Document



We will always respond to and resolve incidents. Our goal is to make sure that you are happy and safe.

This document will help you to understand:

- How to recognise an incident
- How to get help
- How we respond to incidents
- What information we will need from you
- How we will help if you are part of an incident



What Is An Incident?



An **incident** is when something goes wrong. It usually means that something bad happened to you or someone else.

There are many types of incidents. Some examples are:



A person experiencing harm of any type of harm or abuse
(See *Abuse, Neglect and Exploitation easy read policy*)



Loss or damage of property



A near miss that could have caused harm



Taking the wrong medications



Harmful changes to usual support routines



Illegal activities (e.g. theft or drug use)

How To Get Help?


If you experience an incident or believe someone else may have experienced an incident, you should let us know. This is called **reporting**.



You can report an incident at any time. We will help you to do this.



Family members, advocates or friends can also help you to report an incident.



You can report an incident by:

- Letting a worker know about the situation
- Sending an email
- Making a phone call



If you believe we did not sort out the incident well, you can make a complaint to the NDIS. We will help you if you decide to do this.

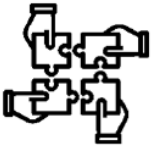
How We Respond To Incidents



Once we know about an incident we will respond immediately, if possible. If we cannot do this immediately, we will let you know when and how we will respond.



We will make sure that all our workers know how to respond to incidents.



Less serious incidents will be resolved by us. We will work with you and any other people involved.



We might also tell your friends and family about the incident and ask them to help.



If an incident is serious, we will involve other organisations to help us resolve it. This is called **escalation**.

Depending on the type of incident, we might need to escalate it by contacting:

- The NDIS Quality and Safeguards Commission
- The police
- An external investigator
- Other support services (for example, a doctor or counsellor)

What Information Will We Need?



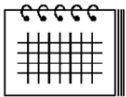
To resolve an incident, we need to write down what happened and what we did to help. This is called **keeping records**.

To keep good records, we will need to ask you about the incident. We might ask questions like:

- What happened?
- At what time did it happen?
- Where did it happen?
- Who was involved?



If you are uncomfortable sharing information with us at any time, please let us know.



Records about what happened will be kept for at least 7 years after the incident.

How Will We Help You?



We will always uphold your rights and ensure that you are safe.



We will give you the help you need if you are affected by an incident.

For example: If you are stressed because of an incident, we can provide a counsellor who will help you to feel better.



If needed, we will discipline any people that did the wrong thing.

For example: If a worker caused harm to you or others, they will not work with us again.



We will check that we resolved the incident properly.
If needed, we will change how we do things to improve our services and make sure the incident will not happen again.